


2024 C2D1 MSHSAA Boys District Championship

Event Results

Boys Class 2 District 1 Diving

Rank	Order	Diver Name	Team Affiliation	Prelims	Semis	Finals
1	8	Keaton Hall	Rock Bridge	<u>217.75</u>	<u>344.70</u>	<u>480.75</u>
2	7	Adam Reddy	Pattonville High School	<u>183.95</u>	<u>281.75</u>	<u>382.95</u>
3	5	Zackary Brower	Pattonville High School	<u>148.65</u>	<u>226.35</u>	<u>310.30</u>
4	6	Jack Powell	Hickman	<u>139.15</u>	<u>230.45</u>	<u>299.05</u>
5	4	Ian Curran	Francis Howell	<u>141.00</u>	<u>212.45</u>	<u>298.25</u>
6	3	Jaxon Dearing	Francis Howell	<u>118.05</u>	<u>194.45</u>	<u>274.20</u>
7	2	Camden Barry	Pattonville High School	<u>116.65</u>	<u>179.95</u>	<u>255.25</u>
8	1	Harrison Hoyt	Francis Howell	<u>113.75</u>	<u>171.25</u>	<u>218.90</u>



2024 C2D1 MSHSAA Boys District Championship

Detailed Results for Boys Class 2 District 1 Diving

Place	Score	Diver	Judges Awards							Jdgs	Dive	Score	Rnk
1 480.75		Keaton Hall	Rock Bridge										
1	401B	1.5 1M	7½	7	7½	8	6	7½	7	22.00	33.00	33.00	2
2	301B	1.7 1M	7	7½	7½	8½	8	8	8	23.50	39.95	72.95	2
3	203B	2.3 1M	6½	5½	6	5½	6½	6	6	18.00	41.40	114.35	1
4	403B	2.4 1M	6½	7	7½	7½	7½	7½	7½	22.50	54.00	168.35	1
5	5134D	2.6 1M	6½	6	6	5½	6½	6½	6½	19.00	49.40	217.75	1
6	103B	1.7 1M	7½	7	7	8	7	7½	7	21.50	36.55	254.30	1
7	201B	1.6 1M	8	7	7½	8	8	8½	7½	23.50	37.60	291.90	1
8	303B	2.4 1M	7	7½	7	7½	6½	7½	7½	22.00	52.80	344.70	1
9	5233D	2.5 1M	6	6	6½	5½	5½	6	6	18.00	45.00	389.70	1
10	405C	3.1 1M	3½	4	4	2½	3½	3	3½	10.50	32.55	422.25	1
11	105B	2.6 1M	6	8	7½	8	6	8	7	22.50	58.50	480.75	1
2 382.95		Adam Reddy	Pattonville High School										
1	103B	1.7 1M	6½	6½	7	7½	6½	6½	6½	19.50	33.15	33.15	1
2	105C	2.4 1M	6½	6	6	5½	6	7	6	18.00	43.20	76.35	1
3	301B	1.7 1M	6	6	6	6½	6	5½	5	18.00	30.60	106.95	2
4	5331D	2.2 1M	5½	6	6	4½	5½	4½	5	16.00	35.20	142.15	2
5	403C	2.2 1M	6½	6	6½	7	6	6½	6	19.00	41.80	183.95	2
6	401B	1.5 1M	7½	7½	7	8	7½	7	6½	22.00	33.00	216.95	2
7	201B	1.6 1M	7	7	7	7	5½	6	6½	20.50	32.80	249.75	2
8	203C	2.0 1M	5½	5½	5	5	6	5½	5	16.00	32.00	281.75	2
9	5231D	2.1 1M	5½	6½	6½	7	6	6	6½	19.00	39.90	321.65	2
10	101B	1.3 1M	7	6½	8	7	6	6½	7	20.50	26.65	348.30	2
11	303C	2.1 1M	5½	5½	5½	4½	6	5½	5	16.50	34.65	382.95	2
3 310.30		Zackary Brower	Pattonville High School										
1	103B	1.7 1M	6	6	6	6	5½	6	6	18.00	30.60	30.60	3
2	104C	2.2 1M	6	4½	5½	6	6	5	5½	17.00	37.40	68.00	3
3	5121D	1.7 1M	5	5½	5	5½	5	6	5	15.50	26.35	94.35	3
4	401B	1.5 1M	5½	7	6	5	5½	6	5½	17.00	25.50	119.85	3
5	402C	1.6 1M	5½	6	5½	6½	6½	6½	5½	18.00	28.80	148.65	3
6	302C	1.6 1M	6	5½	6	6	5½	6½	5½	17.50	28.00	176.65	3
7	201C	1.5 1M	5	5	4½	5	6	5	5	15.00	22.50	199.15	3
8	202A	1.7 1M	5	5	5½	5½	5½	5½	5	16.00	27.20	226.35	4
9	5221D	1.7 1M	5	5	4½	6	5	6	5½	15.50	26.35	252.70	4
10	403C	2.2 1M	5	5½	5½	4½	5½	4½	5½	16.00	35.20	287.90	3
11	301C	1.6 1M	4½	5	5	4	5½	4½	4½	14.00	22.40	310.30	3
4 299.05		Jack Powell	Hickman										
1	401C	1.4 1M	6	6	6	6½	7	6	6	18.00	25.20	25.20	5
2	103C	1.6 1M	5½	5	5½	5½	5½	5½	5	16.50	26.40	51.60	5
3	104C	2.2 1M	5	4½	4	4½	5	5	5	14.50	31.90	83.50	4
4	204C	2.0 1M	5	4½	4½	5	5	5	5	15.00	30.00	113.50	4
5	5122D	1.9 1M	4½	4	4½	5	4	5	4½	13.50	25.65	139.15	5
6	201A	1.7 1M	5½	5½	5½	6	5	6	6	17.00	28.90	168.05	4
7	302C	1.6 1M	6	6	5½	5½	5	6	4½	17.00	27.20	195.25	4
8	403C	2.2 1M	5½	5	5½	5½	5	5	5	16.00	35.20	230.45	3
9	5222D	1.9 1M	4½	5	5	4½	5	4½	4½	14.00	26.60	257.05	3

Detailed Results for Boys Class 2 District 1 Diving

Place	Score	Diver	Judges Awards							Jdgs	Dive	Score	Rnk
4 299.05		Jack Powell	Hickman										
10	301C	1.6 1M	4½	5	4½	4	5	4½	4½	13.50	21.60	278.65	4
11	101C	1.2 1M	5½	5½	5½	6	6	6	5½	17.00	20.40	299.05	4
5 298.25		Ian Curran	Francis Howell										
1	103B	1.7 1M	5½	5½	6½	6	5½	5½	5½	16.50	28.05	28.05	4
2	104C	2.2 1M	4	4½	4½	4½	5	4½	4½	13.50	29.70	57.75	4
3	201C	1.5 1M	4½	6	5	4½	5	5	4½	14.50	21.75	79.50	5
4	203C	2.0 1M	5	5	5½	5	5	5	5	15.00	30.00	109.50	5
5	5231D	2.1 1M	5	5	5	5	5½	5½	5	15.00	31.50	141.00	4
6	401B	1.5 1M	5	5½	5½	5	5½	5	4½	15.50	23.25	164.25	5
7	403C	2.2 1M	3	4	3½	2½	4	3½	4	11.00	24.20	188.45	5
8	301C	1.6 1M	5	6½	5½	4½	5½	4½	4	15.00	24.00	212.45	5
9	303C	2.1 1M	5	5	5½	5	5	5	5	15.00	31.50	243.95	5
10	5132D	2.2 1M	3½	3½	4	3	4	4	4½	11.50	25.30	269.25	5
11	204C	2.0 1M	4½	4½	4½	5½	5	5	5	14.50	29.00	298.25	5
6 274.20		Jaxon Dearing	Francis Howell										
1	101B	1.3 1M	3½	4½	5½	4½	4	4½	4½	13.50	17.55	17.55	8
2	103B	1.7 1M	5	5	6	5½	5½	5½	5	16.00	27.20	44.75	7
3	201A	1.7 1M	5	5	5½	5½	5	5	4½	15.00	25.50	70.25	7
4	5211A	1.8 1M	5½	5	5	4	5	5	4½	15.00	27.00	97.25	7
5	202B	1.6 1M	4	4½	4	4½	5	4½	4	13.00	20.80	118.05	6
6	401B	1.5 1M	5	6½	5½	4½	5½	6	5½	16.50	24.75	142.80	7
7	402B	1.7 1M	4½	5	5½	4½	5½	4½	5	14.50	24.65	167.45	6
8	301A	1.8 1M	5	6	5½	5	5	5	5	15.00	27.00	194.45	6
9	302B	1.7 1M	5½	5	5	5	5	5	5	15.00	25.50	219.95	6
10	5121D	1.7 1M	3½	4½	4½	4	4	5	4	12.50	21.25	241.20	6
11	104C	2.2 1M	5	5	5½	5	4½	5½	5	15.00	33.00	274.20	6
7 255.25		Camden Barry	Pattonville High School										
1	101C	1.2 1M	5	6	5½	6½	5½	5	5	16.00	19.20	19.20	6
2	103B	1.7 1M	5	5½	5	5	5½	6	5	15.50	26.35	45.55	6
3	5121D	1.7 1M	5	5½	5	6	5½	5½	5	16.00	27.20	72.75	6
4	401C	1.4 1M	6	5½	6	6	6½	6½	6	18.00	25.20	97.95	6
5	201A	1.7 1M	3½	4½	4	3½	3½	4	3½	11.00	18.70	116.65	7
6	5211A	1.8 1M	4½	5	5½	5	5	5½	5	15.00	27.00	143.65	6
7	202C	1.5 1M	4	4	5	4½	4½	5	4	13.00	19.50	163.15	7
8	302C	1.6 1M	3½	3½	3½	3	4½	3½	3	10.50	16.80	179.95	7
9	301C	1.6 1M	2	2	2½	1	1½	0	1½	5.00	8.00	187.95	8
10	402C	1.6 1M	5½	6	6	5½	6	7	6	18.00	28.80	216.75	7
11	403C	2.2 1M	5½	6	5½	6	5	6	6	17.50	38.50	255.25	7
8 218.90		Harrison Hoyt	Francis Howell										
1	101C	1.2 1M	5	4	5	5	5	5	4	15.00	18.00	18.00	7
2	103C	1.6 1M	4½	4½	5½	5	5½	5½	5	15.50	24.80	42.80	8
3	201A	1.7 1M	5	4½	5	5	5	5	4	15.00	25.50	68.30	8
4	5211A	1.8 1M	4½	4½	6	5	4	5	4	14.00	25.20	93.50	8
5	202C	1.5 1M	4½	4	4½	4½	5	4½	4	13.50	20.25	113.75	8
6	401C	1.4 1M	4½	3½	4½	3½	4½	4½	4	13.00	18.20	131.95	8

2024 C2D1 MSHSAA Boys District Championship

Detailed Results for Boys Class 2 District 1 Diving

Place	Score	Diver	Team
-------	-------	-------	------


Rnd	Dive #	DD	Judges Awards								Jdgs	Dive	Score	Rnk
8	218.90		Harrison Hoyt				Francis Howell							
7	402C	1.6 1M	5	5	5	4	5	5	4½	15.00	24.00	155.95	8	
8	301A	1.8 1M	2½	4	3	2	3	3	2½	8.50	15.30	171.25	8	
9	302C	1.6 1M	5½	4½	5½	5½	5½	5½	5	16.50	26.40	197.65	7	
10	104C	2.2 1M	Incorrect Dive								0.00	0.00	197.65	8
11	5121D	1.7 1M	4	4	4½	3½	4	4½	4½	12.50	21.25	218.90	8	

2024 C2D2 MSHSAA Boys District Championship

Event Results

Boys Class 2 District 2 Diving

Rank	Order	Score	Diver Name	Team Affiliation	Pts
1	8	512.45	Max Van Stone	Chaminade	
2	7	452.50	Michael Stumpf	Chaminade	
3	5	399.20	Parker Marren	Christian Brothers College High School	
4	6	395.75	Oscar Sorkin	MICDS	
5	4	336.10	Jacob Marshall	Chaminade	
6	3	315.60	Daniel Landsbaum	Kirkwood	
7	2	289.35	Sam Massimino	Christian Brothers College High School	
8	1	61.75	Reid Buer	Marquette	



2024 C2D2 MSHSAA Boys District Championship

Detailed Results for Boys Class 2 District 2 Diving

Place	Score	Diver	Judges Awards							Jdgs	Dive	Score	Rnk	
1 512.45 Max Van Stone Chaminate														
1	103B	1.7	1M	9	8½	8	8½	7½	7½	7½	24.00	40.80	40.80	1
2	105B	2.6	1M	7½	6½	7	7	6	7½	8	21.50	55.90	96.70	1
3	201B	1.6	1M	9½	8	9	9	7½	8½	8½	26.00	41.60	138.30	1
4	203B	2.3	1M	7½	7	8	7	7	7½	7½	22.00	50.60	188.90	1
5	403B	2.4	1M	8½	8	9	8	8	8	7½	24.00	57.60	246.50	1
6	301B	1.7	1M	7½	7½	7	8	7½	7½	7½	22.50	38.25	284.75	1
7	5233D	2.5	1M	6½	6½	7	6½	6½	6½	6	19.50	48.75	333.50	1
8	401B	1.5	1M	8	8	8½	7½	7½	8	8	24.00	36.00	369.50	1
9	5132D	2.2	1M	8½	8	7½	8	8	7½	8	24.00	52.80	422.30	1
10	305C	3.0	1M	4	3½	5	4	4½	4½	4½	13.00	39.00	461.30	1
11	405C	3.1	1M	7	5	5½	6½	5½	5½	5	16.50	51.15	512.45	1
2 452.50 Michael Stumpf Chaminate														
1	103C	1.6	1M	7½	7	7	7½	7	6½	7	21.00	33.60	33.60	3
2	105C	2.4	1M	7	7	7	7	6½	6½	7	21.00	50.40	84.00	2
3	301C	1.6	1M	7	7½	6½	7½	7½	7½	6½	22.00	35.20	119.20	2
4	303C	2.1	1M	6½	6	6½	6½	6½	6½	6½	19.50	40.95	160.15	2
5	5132D	2.2	1M	7	7	7½	7½	7½	7	7½	22.00	48.40	208.55	2
6	401B	1.5	1M	7	6½	6½	6½	7	6½	6½	19.50	29.25	237.80	2
7	201C	1.5	1M	7	6½	6½	6½	6½	7	7	20.00	30.00	267.80	2
8	203C	2.0	1M	7	7	7	7½	7	6	7	21.00	42.00	309.80	2
9	5231D	2.1	1M	6½	7	6½	7	7	6½	6	20.00	42.00	351.80	2
10	5225D	2.7	1M	7½	7	7	7½	7	6	6½	21.00	56.70	408.50	2
11	403C	2.2	1M	6½	7	7	7	6½	6½	6	20.00	44.00	452.50	2
3 399.20 Parker Marren Christian Brothers College High School														
1	103B	1.7	1M	6½	6½	6½	5½	6	6	6½	19.00	32.30	32.30	4
2	105C	2.4	1M	6	5½	7	6	5½	6	6	18.00	43.20	75.50	3
3	5132D	2.2	1M	6	5½	5½	6	6	6	6	18.00	39.60	115.10	3
4	5124D	2.3	1M	6½	5½	5½	6	5½	6	5½	17.00	39.10	154.20	3
5	403B	2.4	1M	7	6	6½	6	6	6	6	18.00	43.20	197.40	3
6	401B	1.5	1M	7	6½	6½	7	6	6½	6½	19.50	29.25	226.65	3
7	201C	1.5	1M	6½	6½	6½	6½	5½	5½	6	19.00	28.50	255.15	3
8	303C	2.1	1M	5½	6	4½	6	5½	5½	5	16.50	34.65	289.80	4
9	301C	1.6	1M	6½	6	6	6	5½	6½	6	18.00	28.80	318.60	3
10	203C	2.0	1M	5½	5½	5	5½	5	5½	5½	16.50	33.00	351.60	3
11	404C	2.8	1M	5	5½	6	6	5½	6	5½	17.00	47.60	399.20	3
4 395.75 Oscar Sorkin MICDS														
1	103B	1.7	1M	7	7	7	6½	6½	6½	7	20.50	34.85	34.85	2
2	105B	2.6	1M	4	5	2	4	3½	4	4½	12.00	31.20	66.05	4
3	5132D	2.2	1M	5½	6	5½	4½	6	5	6	17.00	37.40	103.45	4
4	403B	2.4	1M	7	6	6	6½	7	6½	5½	19.00	45.60	149.05	4
5	5233D	2.5	1M	7	6	5	6	6	5½	6	18.00	45.00	194.05	4
6	301C	1.6	1M	6½	6	6	6	5½	6	6½	18.00	28.80	222.85	4
7	204C	2.0	1M	5	5½	5	6	5½	4½	5	15.50	31.00	253.85	4
8	203B	2.3	1M	5½	6	6½	6	5½	5½	5	17.00	39.10	292.95	3
9	304C	2.1	1M	4	3½	4½	4	3½	4½	4	12.00	25.20	318.15	4

Detailed Results for Boys Class 2 District 2 Diving

Place	Score	Diver	Judges Awards							Jdgs	Dive	Score	Rnk	
4 395.75 Oscar Sorkin MICDS														
10	401B	1.5	1M	6	5½	7	6	7	7	7	20.00	30.00	348.15	4
11	404C	2.8	1M	5½	6	6	6	5½	5½	5	17.00	47.60	395.75	4
5 336.10 Jacob Marshall Chaminate														
1	201A	1.7	1M	6	5½	6	6	5½	5½	5½	17.00	28.90	28.90	6
2	202A	1.7	1M	5	5	5	5	5	4½	4½	15.00	25.50	54.40	8
3	103B	1.7	1M	6½	6	5½	6	5½	5½	5½	17.00	28.90	83.30	7
4	403C	2.2	1M	5	5	5½	5	5½	5	5	15.00	33.00	116.30	6
5	301A	1.8	1M	6½	6	6	7	6	5½	6	18.00	32.40	148.70	5
6	5231D	2.1	1M	6	5½	5½	5½	5½	5½	5	16.50	34.65	183.35	5
7	401C	1.4	1M	7	6	7	6	6	5½	6	18.00	25.20	208.55	5
8	302C	1.6	1M	6	6	6	6	5½	5½	5½	17.50	28.00	236.55	5
9	101A	1.4	1M	6	6½	7	6½	4½	5½	5½	18.00	25.20	261.75	5
10	5223D	2.3	1M	6	6	6	6	5	5½	5½	17.50	40.25	302.00	5
11	5132D	2.2	1M	5	5	5	5½	5	5½	5½	15.50	34.10	336.10	5
6 315.60 Daniel Landsbaum Kirkwood														
1	204C	2.0	1M	4½	3½	4	3	3	3½	4	11.00	22.00	22.00	8
2	203B	2.3	1M	6	5½	6	5½	5½	6	6	17.50	40.25	62.25	5
3	103B	1.7	1M	5	4½	5	4½	5½	6	6	15.50	26.35	88.60	5
4	105C	2.4	1M	5	6	6	5½	5½	5	6	17.00	40.80	129.40	5
5	5132D	2.2	1M	2	1½	1	2	2	0	0	4.50	9.90	139.30	7
6	302C	1.6	1M	5½	5½	5	5½	5½	5½	5½	16.50	26.40	165.70	7
7	403C	2.2	1M	5	4½	5	5½	4½	5	4½	14.50	31.90	197.60	6
8	5231D	2.1	1M	5	6½	5½	5½	4½	5½	6	16.50	34.65	232.25	6
9	402C	1.6	1M	6	6	6½	6½	5	5½	5½	17.50	28.00	260.25	6
10	303C	2.1	1M	5	4½	4½	4½	4	5	4	13.50	28.35	288.60	6
11	5321D	1.8	1M	5	5	5	6	4½	4½	5½	15.00	27.00	315.60	6
7 289.35 Sam Massimino Christian Brothers College High School														
1	103B	1.7	1M	5	4½	4½	5	5	5	4½	14.50	24.65	24.65	7
2	104B	2.3	1M	5½	4½	5	3½	4½	4½	5	14.00	32.20	56.85	7
3	5122D	1.9	1M	5	5½	5½	5	5	5	5	15.00	28.50	85.35	6
4	202A	1.7	1M	5½	6	5½	6	5½	5½	5½	16.50	28.05	113.40	7
5	403C	2.2	1M	4	4	4½	4½	4	5½	4½	13.00	28.60	142.00	6
6	401B	1.5	1M	5½	5½	5½	6	5½	5½	5½	16.50	24.75	166.75	6
7	5221D	1.7	1M	6	6	6	6	6	5½	6	18.00	30.60	197.35	7
8	302C	1.6	1M	4½	5	4½	5	4½	5	4½	14.00	22.40	219.75	7
9	301B	1.7	1M	4	4	4	3½	3½	4	4	12.00	20.40	240.15	7
10	201B	1.6	1M	5	4	4½	5	4½	4½	4½	13.50	21.60	261.75	7
11	105C	2.4	1M	3½	3	4	3½	4	4	4	11.50	27.60	289.35	7
8 61.75 Reid Buer Marquette														
1	201A	1.7	1M	6	6	6	6	5½	5	5½	17.50	29.75	29.75	5
2	204C	2.0	1M	5½	4½	5½	6	5	5½	5	16.00	32.00	61.75	6
3	301B	1.7	1M	0	0	0	0	0	0	0	0.00	0.00	61.75	8
4	303B	2.4	1M	0	0	0	0	0	0	0	0.00	0.00	61.75	8
5	5223D	2.3	1M	0	0	0	0	0	0	0	0.00	0.00	61.75	8
6	103B	1.7	1M	0	0	0	0	0	0	0	0.00	0.00	61.75	8

2024 C2D2 MSHSAA Boys District Championship

Detailed Results for Boys Class 2 District 2 Diving

Place	Score	Diver	Team
-------	-------	-------	------


Rnd	Dive #	DD	Judges Awards								Jdgs	Dive	Score	Rnk
8	61.75		Reid Buer				Marquette							
7	401B	1.5 1M	0	0	0	0	0	0	0	0	0.00	0.00	61.75	8
8	404C	2.8 1M	0	0	0	0	0	0	0	0	0.00	0.00	61.75	8
9	104B	2.3 1M	0	0	0	0	0	0	0	0	0.00	0.00	61.75	8
10	5132D	2.2 1M	0	0	0	0	0	0	0	0	0.00	0.00	61.75	8
11	105B	2.6 1M	0	0	0	0	0	0	0	0	0.00	0.00	61.75	8

2024 C2D3 MSHSAA Boys District Championship

Event Results

Boys Class 2 District 3 Diving

Rank	Order	Diver Name	Team Affiliation	Prelims	Semis	Finals
1	8	Cooper McQueen	Park Hill South High School	<u>176.90</u>	<u>280.35</u>	<u>398.35</u>
2	7	Atreyu McCauley	Park Hill South High School	<u>178.60</u>	<u>267.75</u>	<u>372.75</u>
3	6	Joseph Douglas	Rockhurst high school	<u>177.50</u>	<u>263.85</u>	<u>362.55</u>
4	5	Charlie Klumpp	Rockhurst high school	<u>151.70</u>	<u>240.05</u>	<u>334.80</u>
5	4	Henry Dorothy	Park Hill South High School	<u>148.70</u>	<u>236.15</u>	<u>316.30</u>
6	3	Declan Griggs	Rockhurst high school	<u>149.25</u>	<u>216.20</u>	<u>297.35</u>
7	1	Thomas Misemer	Rockhurst high school	<u>126.75</u>	<u>203.25</u>	<u>296.40</u>
8	2	Joseph Russell	Park Hill South High School	<u>138.85</u>	<u>216.00</u>	<u>272.10</u>



2024 C2D3 MSHSAA Boys District Championship

Detailed Results for Boys Class 2 District 3 Diving

Place	Score	Diver											Team				
Rnd	Dive #	DD	Judges Awards										Jdgs	Dive	Score	Rnk	
1		398.35	Cooper McQueen										Park Hill South High School				
1	401C	1.4	1M	7½	6	7½	5½	7	6½	6½		20.00	28.00	28.00	5		
2	405C	3.1	1M	3½	4	3	3½	3½	3½	4		10.50	32.55	60.55	3		
3	103B	1.7	1M	7½	5½	6	6	7	6½	6		18.50	31.45	92.00	3		
4	105B	2.6	1M	5½	5½	5	5½	5½	6	5½		16.50	42.90	134.90	3		
5	303B	2.4	1M	6	6½	5½	6	5½	6	5½		17.50	42.00	176.90	3		
6	204C	2.0	1M	5½	5	5	4½	5	5	5		15.00	30.00	206.90	2		
7	203B	2.3	1M	5	5	5	6	5½	5½	4½		15.50	35.65	242.55	1		
8	5231D	2.1	1M	7	5½	6	6	6	6½	6		18.00	37.80	280.35	1		
9	5142C	2.6	1M	5½	5	5	5	6	5	6		15.50	40.30	320.65	1		
10	301A	1.8	1M	5½	4½	5½	5½	6½	5½	6		16.50	29.70	350.35	1		
11	403B	2.4	1M	7½	6½	7	6½	7	6½	6½		20.00	48.00	398.35	1		
2		372.75	Atreyu McCauley										Park Hill South High School				
1	103C	1.6	1M	7	6½	6½	6½	7	6	6		19.50	31.20	31.20	2		
2	5124D	2.3	1M	5½	6	7	5½	5½	5½	6½		17.00	39.10	70.30	1		
3	105C	2.4	1M	6½	6½	6	5	5½	5	6		17.50	42.00	112.30	1		
4	401B	1.5	1M	7	6½	6½	6	7½	7	6½		20.00	30.00	142.30	1		
5	403C	2.2	1M	5	6	5½	6	5½	5½	5		16.50	36.30	178.60	1		
6	303C	2.1	1M	4½	5½	5	5	5	4½	5		15.00	31.50	210.10	1		
7	304C	2.1	1M	4½	5	5	5	4½	4	5		14.50	30.45	240.55	2		
8	201A	1.7	1M	5½	5	5	5½	5	5½	7		16.00	27.20	267.75	2		
9	203B	2.3	1M	5	5½	5	4½	5½	5½	5½		16.00	36.80	304.55	2		
10	5231D	2.1	1M	5½	5	4½	6	5	5½	5		15.50	32.55	337.10	2		
11	104B	2.3	1M	5	6	4½	4½	5	6	5½		15.50	35.65	372.75	2		
3		362.55	Joseph Douglas										Rockhurst high school				
1	103C	1.6	1M	6	5½	5	5	5	6	4½		15.50	24.80	24.80	6		
2	5124D	2.3	1M	5	5	4	4½	5½	4½	4½		14.00	32.20	57.00	5		
3	5233D	2.5	1M	5	5½	5	5	6	5½	5½		16.00	40.00	97.00	2		
4	403C	2.2	1M	6	5½	5½	6	5½	6½	6		17.50	38.50	135.50	2		
5	105C	2.4	1M	6½	6½	5½	5	6	6	5½		17.50	42.00	177.50	2		
6	401B	1.5	1M	6½	6	5½	6½	5½	6½	6½		19.00	28.50	206.00	3		
7	201A	1.7	1M	5	6	4½	4½	5	6	5½		15.50	26.35	232.35	3		
8	303C	2.1	1M	5½	5½	4½	5	4½	5½	4½		15.00	31.50	263.85	3		
9	301B	1.7	1M	5½	6	5	5	4½	6	5½		16.00	27.20	291.05	3		
10	203C	2.0	1M	5½	5½	4½	5	5	6	5		15.50	31.00	322.05	3		
11	5225D	2.7	1M	5½	5	5	3½	5	4½	5½		15.00	40.50	362.55	3		
4		334.80	Charlie Klumpp										Rockhurst high school				
1	401C	1.4	1M	5½	6½	6	5½	4½	5½	5½		16.50	23.10	23.10	8		
2	201C	1.5	1M	5	5½	4	4	4	4½	4½		13.00	19.50	42.60	8		
3	203C	2.0	1M	5½	6	5½	5½	5½	5½	4½		16.50	33.00	75.60	8		
4	403C	2.2	1M	5	5½	6	5½	5	5	5		15.50	34.10	109.70	7		
5	105C	2.4	1M	6½	6	5	5½	6	6	5		17.50	42.00	151.70	4		
6	5231D	2.1	1M	6	5	5	5	5½	5	5½		15.50	32.55	184.25	4		
7	301A	1.8	1M	4½	4	4	4½	4½	4½	4½		13.50	24.30	208.55	4		
8	303C	2.1	1M	5	5½	4½	4½	5	5	5		15.00	31.50	240.05	4		
9	103B	1.7	1M	5	4½	4½	4½	5	4½	5		14.00	23.80	263.85	4		

Detailed Results for Boys Class 2 District 3 Diving

Place	Score	Diver											Team				
Rnd	Dive #	DD	Judges Awards										Jdgs	Dive	Score	Rnk	
4		334.80	Charlie Klumpp										Rockhurst high school				
10	5132D	2.2	1M	5	5	5	4	5	5	5½		15.00	33.00	296.85	4		
11	104B	2.3	1M	5½	5	5	5½	6	6	5½		16.50	37.95	334.80	4		
5		316.30	Henry Dorothy										Park Hill South High School				
1	104C	2.2	1M	4½	5	5	4½	5	5	5		15.00	33.00	33.00	1		
2	105C	2.4	1M	4½	5	4	4½	5	4½	4		13.50	32.40	65.40	2		
3	401C	1.4	1M	5	6	5½	6	4	5½	5		16.00	22.40	87.80	4		
4	403C	2.2	1M	5	5½	4½	5	4½	5	4½		14.50	31.90	119.70	4		
5	203C	2.0	1M	5	5	4½	5	4½	4½	5		14.50	29.00	148.70	6		
6	201A	1.7	1M	5½	5	4½	5	5	6	5		15.00	25.50	174.20	5		
7	5231D	2.1	1M	5	5	4	4½	4½	5	5		14.50	30.45	204.65	5		
8	303C	2.1	1M	4½	5½	5	5	5	5½	5		15.00	31.50	236.15	5		
9	301C	1.6	1M	4½	4½	3½	4	4½	5	5		13.50	21.60	257.75	5		
10	5331D	2.2	1M	4	4	4	4	5½	4½	4½		12.50	27.50	285.25	5		
11	5124D	2.3	1M	4	4½	4	4½	4½	4½	4½		13.50	31.05	316.30	5		
6		297.35	Declan Griggs										Rockhurst high school				
1	401C	1.4	1M	6	6½	5	6	5½	4½	5½		17.00	23.80	23.80	7		
2	103B	1.7	1M	6½	6	4½	5	6	6	5		17.00	28.90	52.70	6		
3	402C	1.6	1M	5½	6	6½	5	5	5½	5		16.00	25.60	78.30	6		
4	303C	2.1	1M	5½	5½	3½	5½	5½	5½	4½		16.50	34.65	112.95	6		
5	104C	2.2	1M	5½	6	5	5½	5	5½	5½		16.50	36.30	149.25	5		
6	201A	1.7	1M	1½	2	2	2	1½	1½	2		5.50	9.35	158.60	7		
7	301A	1.8	1M	5	4½	5½	5	5	6	5½		15.50	27.90	186.50	7		
8	5132D	2.2	1M	5	4½	4	4	4½	5	4½		13.50	29.70	216.20	6		
9	5122D	1.9	1M	6	5	5½	5½	5	5½	5½		16.50	31.35	247.55	6		
10	203C	2.0	1M	5	5	4½	4½	5½	5	5		15.00	30.00	277.55	6		
11	403C	2.2	1M	3	4	3	3	3½	3	3		9.00	19.80	297.35	6		
7		296.40	Thomas Misemer										Rockhurst high school				
1	201A	1.7	1M	5½	5	5	5½	5½	5½	6		16.50	28.05	28.05	4		
2	301A	1.8	1M	4½	4½	4	4½	5	5½	4		13.50	24.30	52.35	7		
3	104C	2.2	1M	3½	4	3½	4	3½	4	3½		11.00	24.20	76.55	7		
4	203C	2.0	1M	4½	3	4	4½	4	4½	4		12.50	25.00	101.55	8		
5	303C	2.1	1M	4	4	3½	4½	4	4	3½		12.00	25.20	126.75	8		
6	401C	1.4	1M	5½	5½	5½	6½	4	5½	5		16.50	23.10	149.85	8		
7	103C	1.6	1M	5	5	5	4	5	4½	5		15.00	24.00	173.85	8		
8	5231D	2.1	1M	5½	5	4	4½	4½	5	4½		14.00	29.40	203.25	8		
9	5221D	1.7	1M	5½	5½	6	5	5½	5½	5½		16.50	28.05	231.30	8		
10	105C	2.4	1M	3½	5	4½	4	3½	4	4		12.00	28.80	260.10	7		
11	403C	2.2	1M	5½	6	5½	5	4½	5½	5½		16.50	36.30	296.40	7		
8		272.10	Joseph Russell										Park Hill South High School				
1	203C	2.0	1M	5	5½	5½	5	6	5	5		15.50	31.00	31.00	3		
2	5231D	2.1	1M	4½	4½	4	4½	4	4½	4½		13.50	28.35	59.35	4		
3	103C	1.6	1M	5	5½	5½	5	6	5	5½		16.00	25.60	84.95	5		
4	104C	2.2	1M	4½	5½	5	5	5	5	5		15.00	33.00	117.95	5		
5	5331D	2.															

2024 C2D3 MSHSAA Boys District Championship

Detailed Results for Boys Class 2 District 3 Diving

Place	Score	Diver	Team
-------	-------	-------	------


Rnd	Dive #	DD	Judges Awards								Jdgs	Dive	Score	Rnk	
8	272.10		Joseph Russell								Park Hill South High School				
7	303C	2.1	1M	4½	5	4	4½	4½	5	4½	13.50	28.35	191.20	6	
8	402C	1.6	1M	5½	5	5½	5	4½	5	5½	15.50	24.80	216.00	7	
9	403C	2.2	1M	3	3½	2	3	3	3	3½	9.00	19.80	235.80	7	
10	204C	2.0	1M	2	2	2	2	2	1½	2	6.00	12.00	247.80	8	
11	5321D	1.8	1M	4½	4½	4	4½	5	4	5	13.50	24.30	272.10	8	

2024 C2D4 MSHSAA Boys District Championship

Event Results

Boys Class 2 District 4 Diving

Rank	Order	Diver Name	Team Affiliation	Prelims	Semis	Finals
1	9	Kingston Tolen	Blue Springs South	<u>187.70</u>	<u>287.30</u>	<u>401.45</u>
2	8	Brayden Diehl	Blue Springs South	<u>180.45</u>	<u>270.90</u>	<u>376.20</u>
3	7	Keegan Sandgren	Nixa High School	<u>149.40</u>	<u>233.15</u>	<u>312.35</u>
4	6	Jameson Taylor	Blue Springs South	<u>128.70</u>	<u>204.75</u>	<u>293.45</u>
5	4	Austin Taylor	Blue Springs South	<u>123.75</u>	<u>195.35</u>	<u>281.45</u>
6	2	Anthony Araujo	Blue Springs	<u>108.80</u>	<u>182.25</u>	<u>262.80</u>
7	5	Israel Miller	Blue Springs	<u>128.60</u>	<u>197.30</u>	<u>260.20</u>
8	3	Andrew Rinker	Liberty North High School	<u>126.70</u>	<u>192.35</u>	<u>257.05</u>
9	1	Heath Frye	Lee's Summit West	<u>95.80</u>	<u>174.90</u>	<u>256.05</u>



2024 C2D4 MSHSAA Boys District Championship

Detailed Results for Boys Class 2 District 4 Diving

Place	Score	Diver	Team								Jdgs	Dive	Score	Rnk
Rnd	Dive #	DD	Judges Awards								Jdgs	Dive	Score	Rnk
1 401.45 Kingston Tolen Blue Springs South														
1	103B	1.7	1M	6	6	4½	7	6	6	6	18.00	30.60	30.60	1
2	105C	2.4	1M	6	6	7½	7	7	7	7	21.00	50.40	81.00	1
3	5132D	2.2	1M	5½	5	5½	5½	6	6½	6½	17.00	37.40	118.40	1
4	301B	1.7	1M	6	7	7	7	7½	7½	5½	21.00	35.70	154.10	1
5	303C	2.1	1M	5	5	4½	5½	5½	6	5½	16.00	33.60	187.70	1
6	201A	1.7	1M	5½	6	5½	7	5	6	6½	17.50	29.75	217.45	1
7	401B	1.5	1M	5½	5½	5½	6	5	6	5½	16.50	24.75	242.20	2
8	403C	2.2	1M	6	5½	7	7	7½	7	6½	20.50	45.10	287.30	1
9	404C	2.8	1M	5	5½	6½	6	6½	6½	6½	19.00	53.20	340.50	1
10	5223D	2.3	1M	3½	2	2	4½	2	4½	4½	10.00	23.00	363.50	1
11	203B	2.3	1M	5	5½	5	6	5½	7	5½	16.50	37.95	401.45	1
2 376.20 Brayden Diehl Blue Springs South														
1	401B	1.5	1M	5½	5	6	5	5	5½	5	15.50	23.25	23.25	7
2	403C	2.2	1M	7	5	7	6½	7½	7	6½	20.50	45.10	68.35	2
3	103B	1.7	1M	6	7½	6½	7	6½	6½	7	20.00	34.00	102.35	2
4	104C	2.2	1M	4	5	5½	5½	5	5½	5½	16.00	35.20	137.55	2
5	5132D	2.2	1M	6½	6½	5½	6½	7	6½	7	19.50	42.90	180.45	2
6	201A	1.7	1M	6½	7½	7½	7	7	6	6½	20.50	34.85	215.30	2
7	203C	2.0	1M	5½	6	5½	6	5½	6	5	17.00	34.00	249.30	1
8	301A	1.8	1M	4½	3	3	4	5	4	4	12.00	21.60	270.90	2
9	303C	2.1	1M	2	3	3½	4	3	3	4	9.50	19.95	290.85	2
10	5122D	1.9	1M	6½	5½	6	6½	7½	6½	6½	19.50	37.05	327.90	2
11	5124D	2.3	1M	6	5½	7	7	7	7½	7	21.00	48.30	376.20	2
3 312.35 Keegan Sandgren Nixa High School														
1	103B	1.7	1M	5	4½	4½	5½	4½	5	6	14.50	24.65	24.65	5
2	104C	2.2	1M	5	5½	5	5	5½	5½	6	16.00	35.20	59.85	4
3	5122D	1.9	1M	6	5½	6	5	6½	5½	5	17.00	32.30	92.15	3
4	201C	1.5	1M	5	5	5½	4½	6	5½	4½	15.50	23.25	115.40	3
5	203C	2.0	1M	6	4½	5½	5½	6½	6	5	17.00	34.00	149.40	3
6	401B	1.5	1M	4½	4½	3½	3	4½	4½	4½	13.50	20.25	169.65	3
7	403C	2.2	1M	5½	5	5½	5½	6½	5	6½	16.50	36.30	205.95	3
8	301C	1.6	1M	5½	6	5½	5½	6	6½	5½	17.00	27.20	233.15	3
9	302C	1.6	1M	5	5½	5	5	6	5	5½	15.50	24.80	257.95	3
10	5221D	1.7	1M	5	5½	3	5	5½	5	5½	15.50	26.35	284.30	3
11	202A	1.7	1M	5	5½	5½	4½	6	5½	6½	16.50	28.05	312.35	3
4 293.45 Jameson Taylor Blue Springs South														
1	103C	1.6	1M	6	5½	6	5½	6	5½	6	17.50	28.00	28.00	3
2	104C	2.2	1M	4	4½	5	5	5	4	5	14.50	31.90	59.90	3
3	201A	1.7	1M	4	4	4½	4	4	4	4	12.00	20.40	80.30	6
4	203C	2.0	1M	4	4	4½	4½	4	5	4½	13.00	26.00	106.30	4
5	401C	1.4	1M	5	5½	5	5½	4½	5½	5½	16.00	22.40	128.70	4
6	5221D	1.7	1M	5½	5	6	5	6½	5½	5½	16.50	28.05	156.75	5
7	301C	1.6	1M	5	4½	4½	3½	5	4	5	14.00	22.40	179.15	4
8	302C	1.6	1M	5½	5½	5	5½	5	5	5½	16.00	25.60	204.75	4
9	402C	1.6	1M	5	5	5½	5	4½	4½	5½	15.00	24.00	228.75	4

Detailed Results for Boys Class 2 District 4 Diving

Place	Score	Diver	Team								Jdgs	Dive	Score	Rnk
Rnd	Dive #	DD	Judges Awards								Jdgs	Dive	Score	Rnk
4 293.45 Jameson Taylor Blue Springs South														
10	403C	2.2	1M	6	5½	5½	6	6	5½	5½	17.00	37.40	266.15	4
11	5231D	2.1	1M	5	4½	4	4½	3	4	5	13.00	27.30	293.45	4
5 281.45 Austin Taylor Blue Springs South														
1	5121D	1.7	1M	5½	5	5½	6	6½	5	6	17.00	28.90	28.90	2
2	103C	1.6	1M	4½	5	5	5	5	5	4½	15.00	24.00	52.90	7
3	104C	2.2	1M	3	3	4	4½	4½	4½	4	12.50	27.50	80.40	5
4	201A	1.7	1M	3	3	3½	3½	3½	3½	3	10.00	17.00	97.40	7
5	202A	1.7	1M	5	5½	5	6	5	4½	5½	15.50	26.35	123.75	7
6	301C	1.6	1M	5½	5	5	6	5	6	5½	16.00	25.60	149.35	6
7	302C	1.6	1M	4	4	4	5	5	5	4	13.00	20.80	170.15	6
8	401C	1.4	1M	5½	5½	6	5½	6½	6½	6½	18.00	25.20	195.35	6
9	5111A	1.8	1M	3	4	4	4	3	4	3	11.00	19.80	215.15	6
10	402C	1.6	1M	5½	5	5	6	6	5	5½	16.00	25.60	240.75	6
11	403C	2.2	1M	6½	6	6½	6	6½	6	6	18.50	40.70	281.45	5
6 262.80 Anthony Araujo Blue Springs														
1	101B	1.3	1M	4	4	2	4	3½	4	4	12.00	15.60	15.60	9
2	401B	1.5	1M	5	4½	4	5½	5	4½	5	14.50	21.75	37.35	9
3	403C	2.2	1M	4	4	4	5	5	5	4	13.00	28.60	65.95	8
4	302C	1.6	1M	4½	4½	4	4	4½	5	4½	13.50	21.60	87.55	8
5	103B	1.7	1M	4½	3½	3½	5	4	4	5	12.50	21.25	108.80	8
6	5122D	1.9	1M	5½	5	4½	5	6½	5	6	15.50	29.45	138.25	8
7	301A	1.8	1M	4½	3	5	5	5½	5½	5	15.00	27.00	165.25	8
8	202A	1.7	1M	3	4	4	4	3	3	3	10.00	17.00	182.25	8
9	201A	1.7	1M	3	4	3½	3½	3½	3	4	10.50	17.85	200.10	9
10	5132D	2.2	1M	4½	5½	4	4½	4½	4½	5	13.50	29.70	229.80	8
11	104C	2.2	1M	4½	4	5	5½	5	5	5	15.00	33.00	262.80	6
7 260.20 Israel Miller Blue Springs														
1	103B	1.7	1M	5	5½	4½	5½	5	4½	5½	15.50	26.35	26.35	4
2	104C	2.2	1M	5½	4½	4½	5	5	4½	5½	14.50	31.90	58.25	5
3	401B	1.5	1M	5½	5	5	5½	5½	6	5½	16.50	24.75	83.00	4
4	402C	1.6	1M	5	4	4½	5	5	4½	5½	14.50	23.20	106.20	5
5	202B	1.6	1M	6	5	3½	3½	5	4	5	14.00	22.40	128.60	5
6	5122D	1.9	1M	5½	5	5	5	6	5	5	15.00	28.50	157.10	4
7	301A	1.8	1M	2½	3	4½	2½	4	2	3½	9.00	16.20	173.30	5
8	302C	1.6	1M	5	4	5	5	5	5	6	15.00	24.00	197.30	5
9	201A	1.7	1M	5½	5½	5½	6	6	5	5½	16.50	28.05	225.35	5
10	5121D	1.7	1M	4	4	0	0	5	2	4½	10.00	17.00	242.35	5
11	5221D	1.7	1M	3½	4	0	3½	3½	2	4½	10.50	17.85	260.20	7
8 257.05 Andrew Rinker Liberty North High School														
1	103C	1.6	1M	4½	5	5	5	4	5	5	15.00	24.00	24.00	6
2	104C	2.2	1M	5	5½	5	5	5	5	5½	15.00	33.00	57.00	6
3	202A	1.7	1M	4½	4½	4½	5	4	3	3½	13.00	22.10	79.10	7
4	5222D	1.9	1M	4½	5	3	4½	4	5	5	14.00	26.60	105.70	6
5	401C	1.4	1M	5	5	5	5	5	5½	4½	15.00	21.00	126.70	6
6	201A	1.7	1M	4½	4½	4	5	3½	4	4	12.50	21.25	147.95	7

2024 C2D4 MSHSAA Boys District Championship

Detailed Results for Boys Class 2 District 4 Diving

Place	Score	Diver	Team
-------	-------	-------	------

Rnd	Dive #	DD	Judges Awards								Jdgs	Dive	Score	Rnk
-----	--------	----	---------------	--	--	--	--	--	--	--	------	------	-------	-----

8	257.05		Andrew Rinker								Liberty North High School			
----------	---------------	--	---------------	--	--	--	--	--	--	--	---------------------------	--	--	--

7	5121D	1.7	1M	4	4	4	4½	4	4	4	12.00	20.40	168.35	7
8	302C	1.6	1M	5	5	4	5	5½	5	5½	15.00	24.00	192.35	7
9	301C	1.6	1M	4	3	3½	4	4	4	5	12.00	19.20	211.55	7
10	402C	1.6	1M	4	4½	4½	5	5	4	5	14.00	22.40	233.95	7
11	403C	2.2	1M	3½	3	3	3½	3½	4	4	10.50	23.10	257.05	8

9	256.05		Heath Frye								Lee's Summit West			
----------	---------------	--	------------	--	--	--	--	--	--	--	-------------------	--	--	--

1	401C	1.4	1M	5½	4½	5	4½	4	6	3½	14.00	19.60	19.60	8
2	104C	2.2	1M	4½	5½	4	4½	4½	5½	5½	14.50	31.90	51.50	8
3	202A	1.7	1M	2	3½	0	2	3	2	3	7.00	11.90	63.40	9
4	5222D	1.9	1M	4	3	2½	4½	4½	4	4	12.00	22.80	86.20	9
5	302C	1.6	1M	2	1½	2	2	2	2	2	6.00	9.60	95.80	9
6	204C	2.0	1M	4	4	4	5½	4	5	4½	12.50	25.00	120.80	9
7	403C	2.2	1M	5½	4½	5	5	5	6½	6½	15.50	34.10	154.90	9
8	103C	1.6	1M	3	4	4½	3	4	5	4½	12.50	20.00	174.90	9
9	5121D	1.7	1M	5½	5	5	5½	5	6	6	16.00	27.20	202.10	8
10	402C	1.6	1M	5½	5½	4½	5	5½	5	5½	16.00	25.60	227.70	9
11	304C	2.1	1M	3½	4	4	5	4½	5½	6	13.50	28.35	256.05	9